


# Repair Form for I-Joist with a Web Hole Damage



## Customer information

Date \_\_\_\_\_

Name: \_\_\_\_\_

Company: \_\_\_\_\_

Phone #: \_\_\_\_\_

Fax #: \_\_\_\_\_

Job Name: \_\_\_\_\_

Location: \_\_\_\_\_

## I-Joist Information

Joist Manufacturer & Series \_\_\_\_\_

Depth: \_\_\_\_\_

Loading

Joist Type: Commercial / Residential

O.C. Spacing: \_\_\_\_\_

Live Load \_\_\_\_\_ PSF

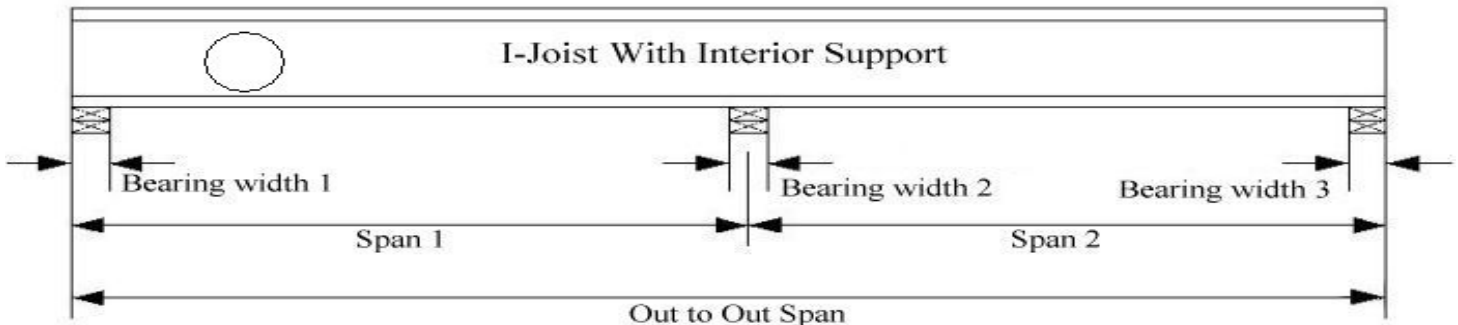
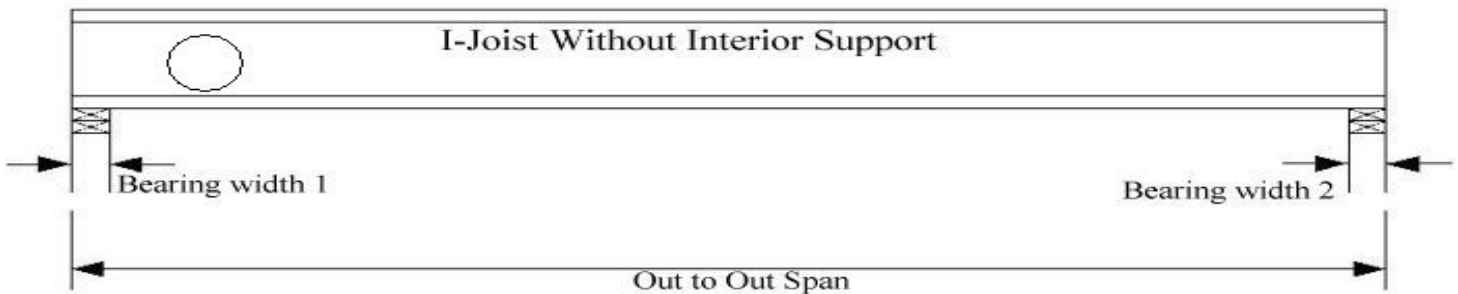
Application: Floor / Roof

(Center to center distance between joist)

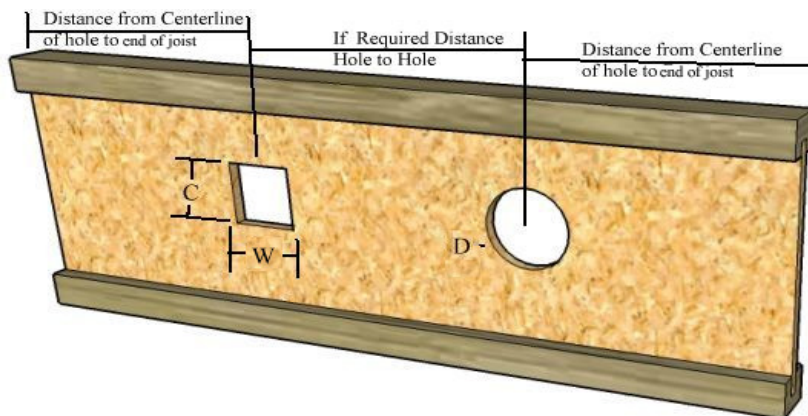
Dead Load \_\_\_\_\_ PSF

If Roof Slope \_\_\_\_/12

If Roof Snow Loading \_\_\_\_\_ PSF



## Damage Information



Hole Type: \_\_\_\_\_

Hole Depth ( C ): \_\_\_\_\_

Hole Width ( W ): \_\_\_\_\_

Hole Diameter ( D ): \_\_\_\_\_

When Completed You Can Fax This Form to 805-771-9673 Or Email to [designs@fixmyjoist.com](mailto:designs@fixmyjoist.com)